








Prévisions à court terme

Moyennes de la station

	 °C	 %	 hPa	 km/h	 mm/h	 °C
10 Mai	18.6 / 8.9	76.1	1012.7	7.0	2.9	16.6 / 7.7
11 Mai	19.5 / 7.9	77.2	1012.9	6.1	3.0	17.7 / 6.7
12 Mai	19.1 / 8.2	75.8	1015.6	6.0	2.4	17.3 / 7.0
13 Mai	18.8 / 8.0	76.4	1017.6	5.7	1.1	16.9 / 6.8
14 Mai	18.4 / 8.0	75.3	1016.5	6.5	0.3	16.8 / 6.6
15 Mai	18.8 / 8.2	75.3	1015.4	5.8	1.0	16.9 / 6.9
16 Mai	17.6 / 9.0	79.3	1014.8	6.3	3.2	15.9 / 7.9
17 Mai	18.1 / 8.5	78.7	1016.0	6.0	2.3	16.7 / 7.2
18 Mai	18.0 / 8.8	79.3	1016.0	5.0	4.6	17.3 / 7.7

Extrêmes de la station

	 °C	 %	 hPa	 km/h	 km/h	 mm/h	 °C
10 Mai	26.3 2022	98.5 2014	1024.4 2024	27.5 2021	56.2 2021	15.6 2023	25.5 2014
	-2.2 2017	28.0 2017	998.8 2021	-	-	-	-4.6 2017
11 Mai	26.8 2022	98.9 2018	1025.6 2019	24.1 2017	51.8 2013	15.6 2023	25.4 2016
	3.0 2015	25.2 2025	995.1 2017	-	-	-	1.4 2015
12 Mai	26.6 2024	99.0 2015	1036.7 2019	30.8 2014	66.6 2014	9.2 2023	26.3 2024
	0.6 2015	41.0 2018	997.2 2017	-	-	-	-1.4 2015
13 Mai	24.3 2025	98.0 2014, 2016	1038.2 2019	29.9 2023	51.5 2023	7.0 2025	23.7 2025
	0.2 2015	34.8 2019	1005.0 2017	-	-	-	-3.1 2015
14 Mai	25.2 2025	98.0 2015, 2018	1035.3 2019	25.8 2021	45.0 2021	2.0 2023	24.2 2025
	0.7 2015	38.5 2022	1003.2 2013	-	-	-	-1.7 2015
15 Mai	28.1 2022	99.0 2015, 2018	1029.7 2017	21.5 2023	37.1 2021	5.6 2024	27.3 2022
	-1.4 2015	29.2 2022	999.4 2013	-	-	-	-4.4 2015
16 Mai	27.9 2017	98.0 2018	1028.7 2017	20.6 2023	40.7 2015	14.2 2024	28.0 2017
	0.7 2019	38.0 2017	998.8 2013	-	-	-	-1.5 2019
17 Mai	29.1 2017	99.0 2014	1031.2 2013	22.3 2021	81.4 2013	20.4 2024	29.4 2022
	-2.3 2013	31.0 2017	1000.7 2013	-	-	-	-5.8 2013
18 Mai	31.1 2014	99.0 2013, 2019	1026.8 2023	22.5 2016	35.3 2021	20.4 2024	32.2 2014
	1.7 2023	43.5 2014	1004.7 2019	-	-	-	-1.2 2023

Almanach

